












## TOWN OF SOUTH WINDSOR RECYCLING PROGRAM

Recycling questions – call 860-644-2511, ext. 343 or visit us on the web @ [www.southwindsor.org](http://www.southwindsor.org).

Residential recyclables are collected at the curb every other week,  
on the residents' normal refuse collection day




RECYCLABLES	ACCEPTABLE MATERIALS	HOW TO PREPARE MATERIALS	NOT ACCEPTABLE
<b>NEWSPAPERS</b> 	<ul style="list-style-type: none"> <li>Only clean newspaper, and newspaper supplements;</li> <li>Also catalogs &amp; magazines</li> </ul>	<ul style="list-style-type: none"> <li>Place inside recyclable container</li> </ul>	<ul style="list-style-type: none"> <li>Soiled paper</li> <li>Plastic coated paper</li> <li>Cellophane</li> </ul>
<b>ALL CARDBOARD</b> 	<ul style="list-style-type: none"> <li>Cereal boxes</li> <li>Shoe boxes</li> <li>Pasta boxes</li> </ul>	<ul style="list-style-type: none"> <li>Place inside recyclable container</li> </ul>	<ul style="list-style-type: none"> <li>Waxed corrugated</li> <li>Pizza boxes</li> <li>Non-corrugated</li> </ul>
<b>GLASS FOOD AND BEVERAGE CONTAINERS</b> 	<ul style="list-style-type: none"> <li>Any color;</li> <li>Soda, Juice, Water</li> <li>Bottles, glass or plastic</li> <li>Food Containers</li> </ul>	<ul style="list-style-type: none"> <li>Wash, clean</li> <li>Caps and lids removed</li> <li>Labels need not be removed</li> </ul>	<ul style="list-style-type: none"> <li>Ceramic plates</li> <li>Pyrex or crystal</li> <li>Light bulbs</li> <li>Window/mirror glass</li> </ul>
<b>METAL FOOD AND BEVERAGE CONTAINERS</b> 	<ul style="list-style-type: none"> <li>Tin, steel, aluminum, and bi-metal cans; aluminum foil</li> </ul>	<ul style="list-style-type: none"> <li>Wash, clean</li> <li>Clean lids acceptable</li> <li>Attached labels acceptable</li> </ul>	<ul style="list-style-type: none"> <li>Aluminum siding</li> <li>Paint and spray cans</li> <li>Aerosol cans</li> <li>Propane cylinders</li> </ul>
<b>BATTERIES</b> 	<ul style="list-style-type: none"> <li>Batteries from autos, tractors, or trucks.</li> </ul>	<ul style="list-style-type: none"> <li>Place <b>next</b> to recyclable container</li> </ul>	<ul style="list-style-type: none"> <li>Dry cell batteries</li> <li>D, AA, AAA, etc.</li> <li>Nickel cadmium rechargeable batteries</li> </ul>
<b>WASTE OIL</b> 	<ul style="list-style-type: none"> <li>Waste oil drained from engines</li> </ul>	<ul style="list-style-type: none"> <li>Pour into clean, clear plastic, capped (screw or tape down cap) container (1 gal max)</li> <li>Place <b>beside</b> recycling container</li> </ul>	<ul style="list-style-type: none"> <li>Do not mix with other liquids</li> </ul>
<b>SCRAP METAL</b> 	<ul style="list-style-type: none"> <li>Metal items such as appliances and other items made of ferrous metals, aluminum, brass, copper, tin, nickel or alloys</li> </ul>	<ul style="list-style-type: none"> <li>For collection Wednesday, call Town Hall 644-2511, Ext. 343 or complete online form; up until <b>NOONTIME TUESDAY</b> to arrange for pickup</li> <li>Call in advance for freezers, air-conditioners, refrigerators, and dehumidifiers; disposal charge of <b>\$15.00</b> (subject to change)</li> </ul>	<ul style="list-style-type: none"> <li>Rubber, plastic or other metallic components</li> <li>Propane Tanks – call 644-2511, ext. 243 for disposal information</li> </ul>
<b>PLASTICS</b> 	<ul style="list-style-type: none"> <li>Code 1 (PET) Plastic container — examples: soda, cooking oil, dish detergent bottles; Code 2 (HDPE) plastic containers — examples: milk jugs, laundry detergent, bleach, dish detergent. Look on container and cover/lids for recycling symbol with code designation</li> </ul>	<ul style="list-style-type: none"> <li>Code #1 through #7 plastics</li> <li>Wash, clean and flatten</li> <li>Attached labels acceptable</li> <li>Up to one gallon or three liter size</li> <li>Place in recycling container</li> </ul>	<ul style="list-style-type: none"> <li>Lids/covers unless marked with code 1 or 2 recycling symbol</li> <li>Original oil container</li> <li>Plastic bags</li> <li>Colored plastic plant containers</li> </ul>
<b>MIXED PAPER JUNK MAIL</b> 	<ul style="list-style-type: none"> <li>Magazines, coupons, envelopes (with or without cellophane windows, color inserts, junk mail, office paper, sweepstakes forms, notebook paper, phone books, catalogs, paperbacks, books (remove hard covers &amp; place in trash)</li> </ul>	<ul style="list-style-type: none"> <li>Place inside recycling container.</li> <li>Shredded paper accepted. Clean hard cover books will be accepted at the Library</li> </ul>	<ul style="list-style-type: none"> <li>Plastic bags</li> <li>Commingled with other recyclables</li> </ul>
<b>CLOTHES</b> 	<ul style="list-style-type: none"> <li>Curbside collection of clean, used clothing or personal garments (i.e. shirts, jackets, pants, dresses)</li> </ul>	<ul style="list-style-type: none"> <li>Bring clothe to a local Charity Drop-off box or Place clean used clothing in clear plastic bag and leave bag next to the recycling container</li> </ul>	<ul style="list-style-type: none"> <li>Non-garment clothes (i.e. draperies, pillow cases, bed sheets)</li> <li>Hats, ties, footwear, under-clothes</li> </ul>
<b>ASEPTIC PACKAGES</b> 	<ul style="list-style-type: none"> <li>Gable shaped, plastic coated paper containers (milk type containers) up to one gallon in size, and small, single serving juice boxes.</li> </ul>	<ul style="list-style-type: none"> <li>Wash, clean</li> <li>Remove straws and caps</li> </ul>	<ul style="list-style-type: none"> <li>Containers not empty or clean</li> </ul>

## DROP OFF AT TOWN GARAGE

157 BURGESS ROAD

Weekdays between 7:00 a.m. and 3:30 p.m.

For information or to make other arrangements, call 860-648-6366

RECYCLABLES	ACCEPTABLE MATERIALS	HOW TO PREPARE MATERIALS	NOT ACCEPTABLE
<b>ANTIFREEZE</b> 	<ul style="list-style-type: none"><li>• Antifreeze drained from engine cooling systems.</li></ul>	<ul style="list-style-type: none"><li>• Pour into clean, clear plastic capped (screw cap or taped cap) container.</li></ul>	<ul style="list-style-type: none"><li>• Do not mix with other liquids.</li></ul>
 <b>USED OIL FILTERS</b>	<ul style="list-style-type: none"><li>• Used vehicle oil filters</li></ul>	<ul style="list-style-type: none"><li>• Drain residual oil from filter, place in plastic container.</li></ul>	<ul style="list-style-type: none"><li>• Oil filters not drained.</li></ul>
<b>LEAVES</b> 	<ul style="list-style-type: none"><li>• Curbside collection in the Fall</li><li>• Spring drop off at the Leaf Compost Site on Burgess Road. Call 648-6366 to obtain a key for compost area.</li></ul>	<ul style="list-style-type: none"><li>• Scheduled Fall collection as specified in newspaper.</li><li>• For information call 648-6366 or 24 hour collection update, 648-6371 or Town website</li></ul>	<ul style="list-style-type: none"><li>• Sticks, stones and brush.</li></ul>